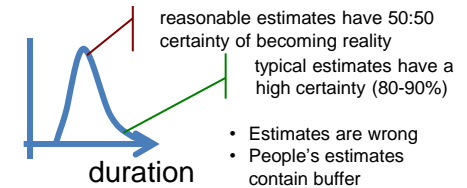
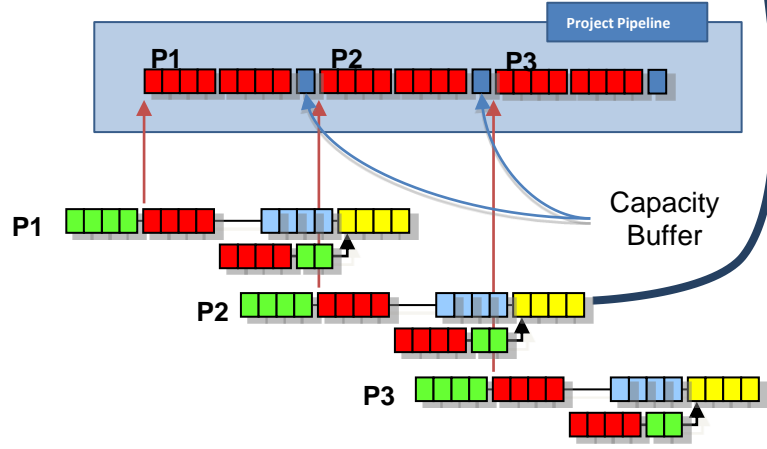


Aggregate Buffer at Project End

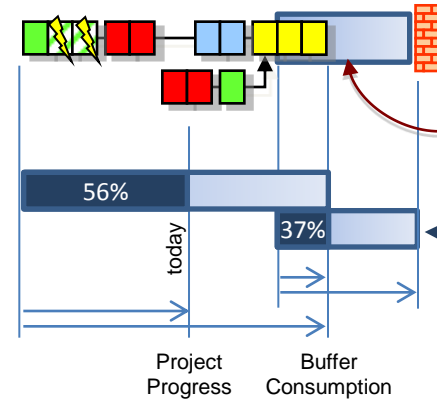
Probability that estimates will become reality



Control Work-in-Progress



Due Date



- status "green" → project is progressing faster than buffer consumption
- status "red" → project is progressing more slowly than buffer consumption

#1 longest chain of tasks



#2 50% buffer highlighted (green)



#3 aggregate the buffer at the end



#4 cut the buffer in half

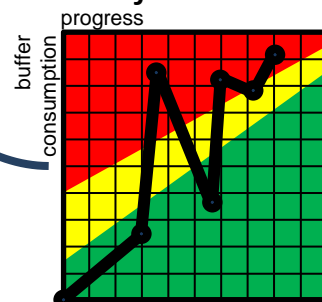


team

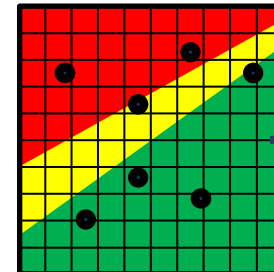


- fast status feedback
- red zone – focus on buffer recovery
- personal and team responsibility
- empowered management

Project View



Portfolio View



Progress & Status Reporting

stakeholder



max 10% red

- transparent and visual information
- quick overview
- correct status daily
- team's confidence grows